

# # DALLAS COUNTY VOTE

May 2, 2017

## OVERVIEW

Dallas County is the fastest-growing county in Iowa and ranks 13th in the nation among counties larger than 10,000 people. With this growth, the Sheriff's office and jail has experienced increased demand and concerns relating to an outdated facility and is pursuing a bond referendum in the amount of \$22.9 million for a new law enforcement center.

## WHY NOW?

**Cost Savings:** Over 30 years, it will cost \$217 million to build and operate a new facility. Over the same period, it will cost \$239 million to operate the existing facility which is outdated, overcrowded, and costly to operate. Building the new facility will save taxpayers an estimated \$22 million over the next 30 years.

**Overcrowded Population:** The average daily jail population from April 2016 to December 2016 was 53 inmates. Currently, the jail has 36 actual beds with ability to house an additional 12 temporary inmates. By law the jail is only allowed 24 actual beds but was granted a variance for the 36 beds. This variance expires in March of 2018 and the bed count will be reduced to the 24 actual beds (with 12 temporary). The overflow inmates will need to be transferred to another county facility.

**Public Safety:** Public safety is at higher risk each time inmates are taken to court or transported to other counties. Transferring inmates takes deputies off the road decreasing focus on citizen safety.

## LEARN MORE!

### Community Information Meetings and Jail Tours

Date	Time	Town Hall	Address
Feb. 9	7:00 pm	Redfield	808 1st Street
Feb. 28	7:00 pm	De Soto	405 Walnut Street
Mar. 6	6:30 pm	Adel	303 S. 10th Street
Mar. 7	6:30 pm	Minburn	319 Baker Street
Mar. 11	10:00 am	Dawson	208 S. 1st Street
Mar. 14	6:30 pm	Waukee	675 Walnut Street
Mar. 16	6:30 pm	Dallas Ctr.	1502 Walnut Street
Mar. 21	6:30 pm	Granger	2200 Walnut Street
Mar. 25	10:00 am	Dexter	707 Dallas Street


\* Visit website for updates

Date	Jail Tours	Address - Adel, IA
Mar. 5	5:00 pm - 7:00 pm	201 Nile Kinnick Dr. N.
Mar. 19	5:00 pm - 7:00 pm	201 Nile Kinnick Dr. N.
Apr. 2	5:00 pm - 7:00 pm	201 Nile Kinnick Dr. N.
Apr. 23	5:00 pm - 7:00 pm	201 Nile Kinnick Dr. N.

## CONNECT WITH US!

[www.dallascountyvotecom](http://www.dallascountyvotecom)






*\*Visit website to see fly-around for public, inmate, and exterior experien*

## FACTS:

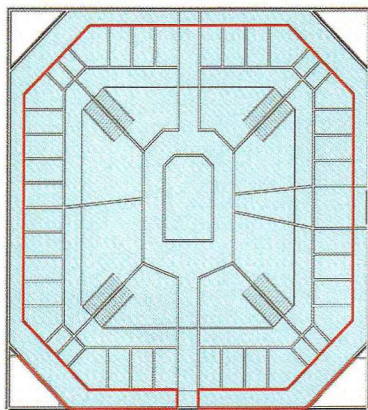
- \$22.9M bond referendum (\$21.7 million actual construction cost, \$600,000 geothermal, \$600,000 for lagoon expansion on existing
- The building site is located inside the city limits of Adel on a county-owned, 40 acre plot of land on the north side of Hickman, ab where County Road R16 turns north towards Dallas Center. The area is often referred to as Ortonville.
- The new 56,679 SF law enforcement center will house the jail (130 beds), jail services, jail administration, Sheriff's administration, department, initial appearance court room, and other support spaces such as interview rooms, evidence room, records room, storage
- The current jail facility only has 36 actual beds with the ability to house an additional 12 temporary inmates (48 capacity facility).
- The current jail will be reduced to 24 actual beds in March of 2018.
- Dallas County's average daily jail population from April 2016 through December 2016 is 53 inmates.
- The County has spent over \$237,000 in outsourcing prisoners from July 1, 2016 to January 2017.
- In 2016, the Sheriff's office made approx. 158 round trips to Story County jail which took an estimated 3 hours per trip. Over 18,000
- Transporting inmates to other fail facilities poses a public safety risk by taking deputies off the road and increasing amount of time secure facility.
- When current facility was built in the late 1980's, it was designed to accommodate a second floor for future expansion. Today, if a the existing jail, Dallas County would be at full capacity when new addition opened. Unanticipated population growth and state/ this an unfeasible option. Additionally, the State would not allow this option because the facility does not meet current building r
- Due to federal/state inmate segregation requirements (based on gender, medical issues, nature of criminal charges, etc.) the jail co considered 100% full.
- The new law enforcement center has the ability to expand jail pods and the building itself has ability to expand to the west if ever room to expand for years to come with Dallas County growth.
- The County has projected a savings of \$22 million over the next 30 years with the new law enforcement center.

**Vote May 2, 2017:** All 34 voting precincts will be open f

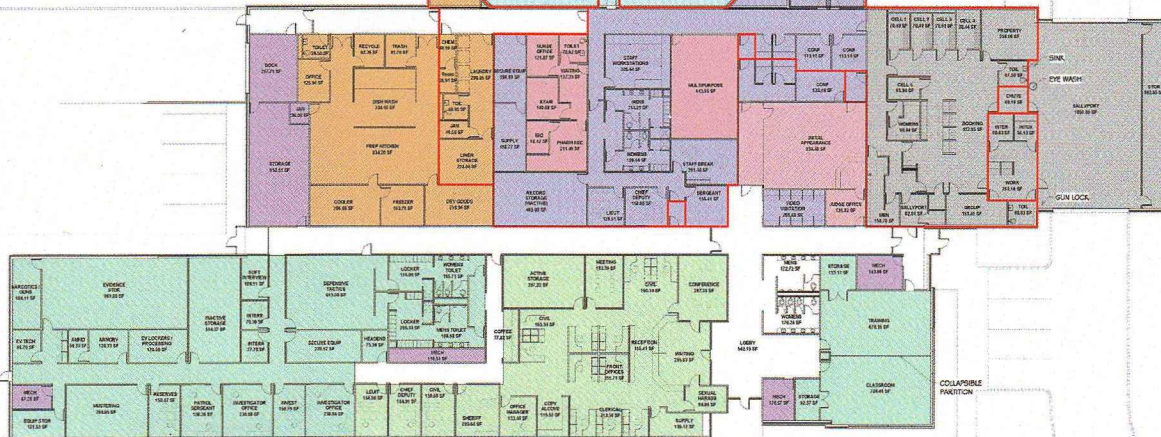
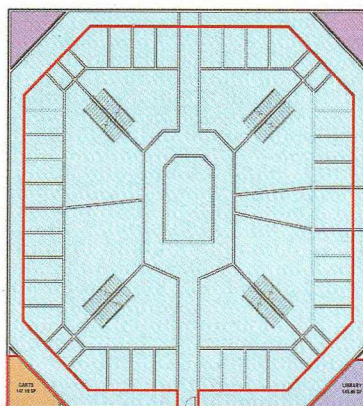
# JAIL PLANS



es (provided by Design Alliance)



Pod for future expansion (if needed)



property).  
 ut a quarter mile west of  
 patrol, investigations, civil  
 e, a sallyport, etc.

o miles just to Story County.  
 with inmate outside of a

second story were added to  
 federal jail regulations make  
 regulations.  
 ld have 25 inmates and be

needed. There is plenty of

## SERVING:

Dallas County Sheriff's Office serves 592 square miles of rural and urban area, which includes the following incorporated communities:

- Adel
- Bouton
- Clive
- Dallas Center
- Dawson
- De Soto
- Dexter
- Granger
- Grimes
- Linden
- Minburn
- Perry
- Redfield
- Urbandale
- Van Meter
- Waukee
- West Des Moines
- Woodward

## GROWTH:

In a report from the Iowa Association of Counties, Dallas County has experienced the most growth since 1990 (near the time existing facility opened) at nearly 170%.

- 1990 population = 29,755
- 2000 population = 41,109
- 2010 population = 66,135
- 2015 population (est.) = 80,133 / rank = 10

## RANKING:

Out of 98 county jails in Iowa, with the state variance, Dallas County is rated at 48 beds with a ranking of 36 for jail size. When the variance expires in March of 2018, we will be ranked at 49 in jail size. With Dallas County population ranked at 10 (soon to be 9 or 8), this shows how deficient the current jail service is.

om 7 am to 8 pm and you must vote in the precinct in which you live

# TAX IMPACT

## Residential

Assessed Value (See Tax Bill)	Net Taxable Value	Est. Annual Increase	Est. Monthly Increase
\$50,000	\$28,470	\$8.11	\$0.67
\$75,000	\$37,854	\$10.79	\$0.90
\$100,000	\$52,089	\$14.85	\$1.24
\$150,000	\$80,559	\$22.97	\$1.91
\$200,000	\$109,028	\$31.08	\$2.59
\$300,000	\$165,967	\$47.32	\$3.94
\$400,000	\$222,906	\$63.55	\$5.30

## Agricultural

(land only / per acre)

Assessed Value (See Tax Bill)	Net Taxable Value	Est. Monthly Increase
\$1,200	\$570	\$0.01
\$1,500	\$712	\$0.02
\$2,000	\$950	\$0.02

\* The tax impact is spread over 20 years. However, if the County does not take on any new debt, the increase is actually only experienced over the first two years as in the 3rd year the rate would be below the current levy rate. A full summary tax impact report can be found at [www.dallascountyvote.com](http://www.dallascountyvote.com) under "Tax Impact."

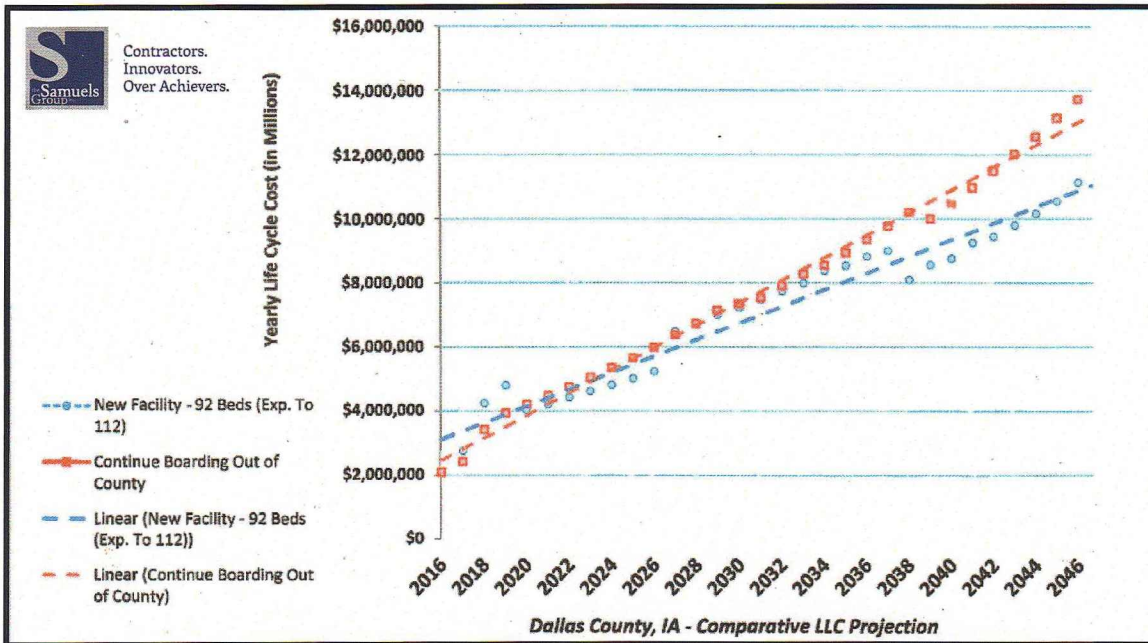


Chart demonstrates when the costs become higher to outsource inmates then to keep them in a new facility.

## DALLAS COUNTY BOARD

Brad Golightly  
District 1

Mark A. Hanson  
District 2

Kim Chapman  
District 3

### Questions?

Sheriff Leonard  
515.993.4771

Board of Supervisors  
515.993.5806